



**CALOOSAHATCHEE  
BROMELIAD  
SOCIETYs  
CALOOSAHATCHEE  
MERISTEM**

3836 Hidden Acres Circle N  
North Fort Myers FL 33903  
(239) 997-2237

DrLarry@COMCAST.NET

*April 2009*



# CALOOSAHATCHEE BROMELIAD SOCIETY OFFICERS

## EXECUTIVE COMMITTEE

**PRESIDENT** Donna Schneider (sgarydonna@aol.com)  
**VICE-PRESIDENT** Ross Griffith  
**SECRETARY** Luli Westra (lulidave@yahoo.com)  
**TREASURER** Betty Ann Prevatt (bprevattpcc@aol.com)  
**PAST-PRESIDENT** Steve Hoppin (steveandlarry@comcast.net)

## STANDING COMMITTEES CHAIRPERSONS

**NEWSLETTER EDITOR** Larry Giroux (DrLarry@comcast.net)  
**FALL SALES CHAIR** Brian Weber (BrianWeber1b@aol.com)  
**FALL SHOW CHAIR** Ross Griffith  
**FALL SHOW Co-CHAIR** Betty Ann Prevatt (bprevattpcc@aol.com)  
**PROGRAM CHAIRPERSON** Bruce McAlpin  
**WORKSHOP CHAIRPERSON** Steve Hoppin (steveandlarry@comcast.net)  
**SPECIAL PROJECTS** Gail Daneman (bob@fesq.net)  
**CBS FCBS Rep.** Vicky Chirnside (vickychirn@aol.com)  
**CBS FCBS Rep.** Debbie Booker/Tom Foley (tefoley24@gmail.com)

## OTHER COMMITTEES

**AUDIO/VISUAL SETUP** Bob Lura, Terri Lazar and Vicki Chirnside  
**DOOR PRIZE** Terri Lazar  
(terriLML@earthlink.net)  
**HOSPITALITY** Mary McKenzie; Sue Gordon  
**SPECIAL HOSPITALITY** Betsy Burdette (betsy@burdetteinc.com)  
**RAFFLE TICKETS** Greeter/Membership table volunteers - Dolly Dalton, Eleanor Kinzie, etc.  
**RAFFLE COMMENTARY** Larry Giroux  
**GREETERS/ATTENDENCE** Betty Ann Prevatt, Dolly Dalton (dollyd@comcast.net),  
Luli Westra  
**SHOW & TELL** Dale Kammerlohr (dzdase@mbrqmail.com)  
**FM-LEE GARDEN COUNCIL** Mary McKenzie  
**LIBRARIAN** Sue Gordon  
**ASSISTANT LIBRARIAN** Kay Janssen

The opinions expressed in the Meristem are those of the authors. They do not necessarily represent the views of the Editor or the official policy of CBS. Permission to reprint is granted with acknowledgement. Original art work remains the property of the artist and special permission may be needed for reproduction.

I never get tired of seeing Tillandsia ionantha either singularly or in a clump. You can always count on a great show of color. If I have used this picture before, I do not apologize. Isn't Mother Nature a great designer? The back cover is a decorative hat. Can you out do it at our Birthday Party this month? Photos by Larry Giroux.

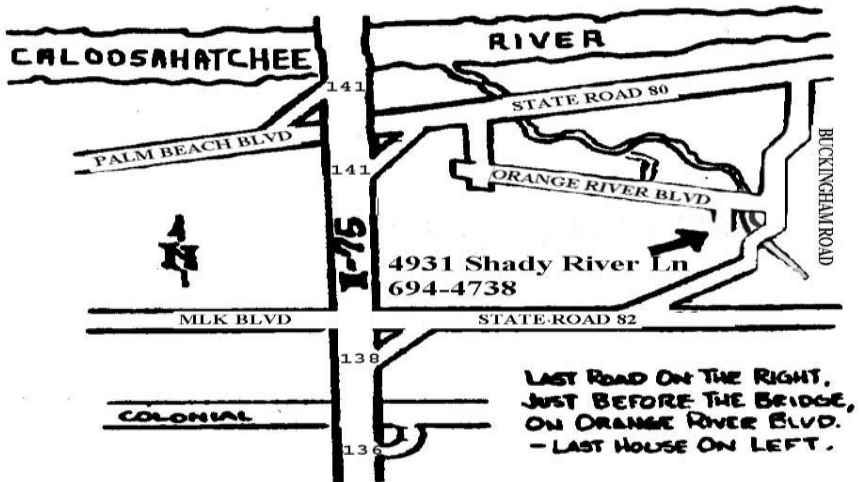


# THE CALOOSA HATCHEE BROMELIAD SOCIETY

April Meeting - Sunday April 19th 2009  
OUR

## 28th Annual Birthday Celebration

will be held at  
**Bill & Betsy Burdette's Home**  
4931 Shady River Lane  
Fort Myers (Buckingham)



The Caloosahatchee Bromeliad Society is an active Affililate of:



FM-LCGC



Cryptanthus  
Society



Bromeliad Society  
International



FCBS

# Society News

## Editor's Note

For the first time since 2002, a new class for BSI Accredited Judges is planned to start on Saturday 26th, 2009. Every 5-10 years, due to the attrition of Certified BSI Judges from passing, retirement or failing to maintain the necessary requirements to remain a judge, each District loses judges. This becomes a problem, particularly in a district like Florida/Georgia where there are several Societies who host Standard BSI Shows on an annual or biennial basis and require from 6-18 judges for each of their shows. The California and Texas/Louisiana/Oklahoma Districts have initiated new Judges Schools recently. Although the last Florida Judges School graduated their new Judges in 2005-2007, there was a small number of graduates from this class.

At the urging of the Representatives of the Florida Council of Bromeliad Societies, who have been contacted by their members, interested in attending a new school, the Florida District Registrar of the Judges Certification Committee has put out a request for students who are interested in attending School 1 of a new class of BSI Accredited Judges. Several Florida Societies' members have shown interest to date, unfortunately the JCC will require a minimum of students to start the classes. They have set this at 16.

The 5 Schools and the Final Exam will be held in central locations, probably Fort Myers and Fort Lauderdale. There will be 1-2 Schools per year, with some schools scheduled at World Conferences. Cost is minimal (In the past \$20-25) per school). Other costs once you have signed up are not exorbitant and will include The Judges Handbook, (about \$20) and continuous membership in the BSI, (about \$40 per year, cheaper if paid for three years). The Schools are taught by Master Judges, with decades of experience in teaching and judging.

I got my certification back in 1996 and from personal experience, I can tell you that it took my appreciation and enjoyment of bromeliads to a new level. As with any structural educational program the BSI Schools are designed to look at all aspects of the topic. With bromeliads, I learned about their history, the species, the hybrids, and optimal growing conditions, all the while getting an in depth knowledge of judging criteria. All of which greatly enhanced my growing skills with my own collection.

After the second school you are a qualified Student Judge, which permits you to judge along with and make decisions with other accredited Judges on a 3 or 4 member Judges' Panel at any Standard BSI Show around the world. I was the Show Chairman at the WBC in Cairns Australia and I had an opportunity to watch several Student Judges work with some of the top Judges in the world. Afterwards, the comments were all superlative about their experiences; and most students were still early along in their judges' education.

There are many reasons to join the school. Ideally, we would like to have judges with fresh perspectives and educated eyes judging our plants at shows; historically BSI trained Judges are more likely to become speakers and educators, who continue to teach others about bromeliads and keep our Societies interesting. Like minds have opportunities to get together to discuss ideas and methods. Not least of all you make lifelong friendships with people at shows who enjoy what you enjoy.

If you are one of those bromeliad growers who gets pleasure from being around plants and would like to expand your experiences, you really need to sign up for this new series of schools. It may be another 7-8 years before we have another school here in Florida. Time is running out to sign up. If you are interested and want more information, contact Betty Ann Prevatt, BSI Judges Chairperson (239) 334-0242 or [Bprevattpcc@aol.com](mailto:Bprevattpcc@aol.com) or Vicky Chirnside (941) 493-5825) or [vickychir@aol.com](mailto:vickychir@aol.com) by June 1st, 2009.  
Larry Giroux, CBS Editor

## Sending Best Wishes

Many of you for who I have e-mail addresses, have already heard about Vicky Chirnside. For all the others who might not have been contacted: Vicky experienced a cardiac event and was admitted to the hospital. Although the doctors thought that a stent would be sufficient, catherization results indicated that she needed quadruple coronary bypass surgery.

Vicky is recuperating from the surgery nicely and was sent home after about one week in the hospital. I talked to her once she arrived home and she realizes that she needs to take it easy for a while. Tom and Deb will be filling in for her at the FCBS meeting this month and we can hope that she will be able to make a showing at a CBS meeting soon. Any good wishes can be sent to her home address. Vicky's address and contact information is-

Vicky Chirnside 951 Southland Road Venice, Florida 34293  
941-493-5825 [Vickychir@aol.com](mailto:Vickychir@aol.com)

## Welcome to New Member

**Marsha Crawford**

940 Whelk Drive Sanibel Florida 33957

xxx-xxx-xxxx marshacrawford@embarqmail.com

## **28th Annual Birthday Celebration**

This year we will celebrate at the home of Betsy and Bill Burdette at 4931 Shady River Lane, Buckingham, Ft. Myers. A map is provided in this issue for help locating their house. Their telephone number is xxx-xxxx if you need additional assistance.

Please plan on arriving about 12 noon; we'll eat about 1 PM. You might want to bring a folding table and chairs to be sure of sitting room. Bring food to share - such things as salads, casseroles, finger sandwiches, relish trays, and although we will provide a birthday cake, your special deserts will not go uneaten.

Our Birthday and Holiday raffles are always an important part of our celebration so try to provide nice clean plants or bromeliad related items for our raffle. Items that other members would relish. Friendship Plants are those extra plants from your garden that might be of value to other members. These freebies are always appreciated.

This year we are bringing back the "Decorative Hat Contest". Take an old hat and decorate it or create one out of bromeliads and accessories. Depending on how many prizes Betsy comes up with we will have different categories such as "men's hat" and "ladies hat", etc.

Friends, neighbors and relatives are always welcome to our parties; so bring them along for a great time.

## **Our Annual Auction**

By Larry Giroux

Again due the generosity of our membership, we will be able to add nearly \$1000 to the money the CBS has already given the FCBS for continued efforts to limit the destruction of our native bromeliads here in Florida by the Mexican weevil.

Contributors of auction items and the purchasers of these items desire our greatest thanks. In addition, as Chairman of the event I wish to thank all of the runners, security, record keepers, cashiers, those who set up the tables, labeled the items, and all those who loaned a hand to make this such an organized and fun-filled event. The "CBS Team" really made a difference. Thank you!

## **Bromeliad Expose** By Larry Giroux

Besides taking on other responsibilities, I was asked to give a program at the 2008 WBC in Cairns Australia. Unfortunately there was a very, very small contingency from the CBS to hear my presentation. In the next two issues of the Meristem, I am going to reprint the outline of my talk, which was printed in the Post Conference Proceedings Book. Since I still hope to give this program to interested groups in the future, I will hold back many of my slides, shown at the WBC.



**By Larry Giroux**

In the 1980's there was an insurgency of cryptanthus interest. The Cryptanthus Society was formed in 1986 by Bob Whitman, Warren Loose and several other cryptanthus growers. It grew very quickly to include 300 hobbyists, societies and organizations. Many new species kept the taxonomists busy with describing these new introductions into cultivation. Unfortunately, lacking collection data, there remains dozens and dozens of undescribed species in botanical garden nurseries; these still retain collection numbers rather than names. Hybridizers, using the few available species and hybrids, created hundreds of new cultivars. Large numbers of cryptanthus than ever before were exhibited at local, International Cryptanthus and World Bromeliad Conference Shows. Commercial nurseries included cryptanthus in their catalogs, with Southern Exposure in Beaumont Texas, taking the initiative in distributing these plants to growers everywhere.



***Cryptanthus acaulis* 'Whirligig'**

(Collected in Rio de Janeiro)

SEL#1987-254A Photo by Larry Giroux

The species *Cryptanthus acaulis* has many cultivars, which have been discovered in both the forest of Brazil and in cultivation. *Cryptanthus* 'Whirligig', one of the more odd looking cultivars of *acaulis*, was actually first discovered growing in the city limits of Rio de Janeiro.

Very few variegated cryptanthus have actually been discovered in their natural habitat. Although, I'm sure they occur frequently enough, there are no watchful eyes to collect them and introduce into cultivation. In the 70's, several cryptanthus were intentionally exposed to x-rays with variegated mutations resulting from these experiments.



***Cryptanthus***

**'New Coster's Favourite'**

Cv. of *C. acaulis* var. *ruber*

Created by Paul DeCoster of Belgium

Photo by M. Aalbers for the Novio catalog,

This was one of several new cultivars in the early 1970's created by exposure of plants to radiation treatment.



***Cryptanthus pseudoglazioui***

(Green form)

SEL# 1991-523A Photos by Larry Giroux

*Cryptanthus glazioui*, *microglazioui* and the species pictured here, *pseudoglazioui* are all named for the French horticulturist and collector, Auguste Glaziou. The inward turning leaves that emerge radially from the continuously elongating stem gives this branching cryptanthus its unusual appearance.



When *Cryptanthus* 'Nivea' the variegated form of *Cryptanthus zonatus* f. *zonatus* was first introduced, it fetched several hundred dollars at a CS rare plant auction; when available, you can purchase them now for about \$10.



*Cryptanthus zonatus*  
'Nivea'  
Photo from CSA



*Cryptanthus* 'Strawberry'  
Hybridizer: Carole Richtmyer  
Photo by Larry Giroux

*Cryptanthus* 'Strawberry', created by Carole Richtmyer, is a good example of the compact, wide leaf, iridescent colored cryptanthus, hybridizers are currently trying to create. They take up little space and do well in outdoor and indoor cultivation.

There are several species such as this stoloniferous *Cryptanthus acaulis*, which make great hanging basket plants. Hybrids with *C. 'Cascade'*, *C. lacerdae* 'Menesal' and *bahianus*, among others are also ideal for basket culture.



Although the “Golden Years” are over, today *Cryptanthus* continues to be a popular genus with growers wanting smaller plants, plants that require less care and plants providing color year round, whether grown on an outdoor porch, in the garden or in the house.

### **History of Cryptanthus**

*Cryptanthus* species were discovered as early as the late 18<sup>th</sup> century, but it wasn't until 1836 that the Genus *Cryptanthus* was established and *Cryptanthus acaulis* was added as the first species to this new Genus. Only a few species were added until the 1900's. Likewise, only a handful of hybrids were created, mostly in Europe during this period. The majority of the 70 or so species currently described, were introduced into cultivation within the last 20 years.

### **Natural Habitats of Cryptanthus**

*Cryptanthus* species are exclusively endemic to the northeastern regions of Brazil. The southern range is Rio de Janeiro; the northern extent is the area around the city of Recife and the western range, extends only a couple of hundred miles west of the Atlantic Ocean. As variable as the appearance of cryptanthus are, so do their habitats differ - from very moist coastal rainforest to the dry areas of the state of Bahia. Fortunately all of these “climates” are easily reproducible in cultivation, allowing cryptanthus to be part of anyone's collection.

### **Growing Cryptanthus**

Marie Selby Botanical Gardens in Sarasota Florida is the depository of the largest collection of *Cryptanthus* species within the United States and probably the world. They grow them in only two ways- in the greenhouse, misted every 15 minutes; and in a shadehouse (protected during the Winter) along with other terrestrials such as dyckias, hechtias and encholariums. Although the humidity may be high during much of the year in Sarasota, Florida, watering is intentionally restricted in the shadehouse. In the greenhouse are grown the mesophytic, soft leaf types such as *acaulis*, *beuckeri* and *ubairensis*; while the xerophytic, succulent leaf types such as *warasii*, *leopoldo-horstii*, *bahianus* and *warren-loosei* are grown under drier conditions. *Cryptanthus* can be grown anywhere in the world, when care is given to its media, water, light and temperature.

### **Media**

It is essential that regardless which formula you use for your media, it must hold moisture while allowing good drainage. The usual mix consists of peat, perlite or sponge rock, and pinebark (leaf mold or compose can be

substituted). The actual portions depend on the conditions under which you grow your plants and the availability of water. Beneficial additives include tree fern fiber or coconut fiber for aeration, coarse sand or clay pellets for better drainage and charcoal for absorption of ammonia and toxins. Find a formula to fit your growing conditions.

### **Water**

If a high peat containing mixture is allowed to dry out, there will be root damage and failure of water penetration. In dry climates like California or regions with a “dry season”, grow these terrestrials in plastic or glazed ceramic pots, rather than plain clay pots to avoid rapid loss of media moisture. A saucer kept full of water beneath the plant allows for constant moisture during these dry periods. Cryptanthus do not have “cups” as do other bromeliad genera to store water between waterings. If the plants are covering the entire opening of the pot as an umbrella, the media will not get watered. Angle the watering source to reach beneath the leaves if possible or resort to bottom watering.

### **Fertilizer**

Many cryptanthus, especially those more heavily scurfed, do poorly with foliar feeding. As with other terrestrials, the leaf trichomes of cryptanthus are not designed to absorb nutrients as do those of epiphytes. If using soluble products, water the top of the media or bottom feed. A 6-9 month, slow release pellet type of plant food such as Nutricote is preferred. If you use a capsule type like Osmocote, because it is heat sensitive, bury it or mix it with the media. A 6-9 month formula used at the beginning of the growing season, preferably in the Spring is ideal. With soluble fertilizers, quarter strength more often is better than greater concentrations less often. If you are growing under lights or on a window stand with temperature control, feedings can be year long. The size of plants is closely related to amount and frequency of feedings.

### **Light**

Light requirements largely depends on the specific species or hybrid. Generally cryptanthus develop better color with low to medium light intensity. In southwest Florida we grow under 35-60 percent shade cloth or under benches or other plants. Fading of the colors of the leaves is the major problem with giving them too much light. It is not uncommon to see cryptanthus with “winter and summer” color variations with seasonal light changes. You must decide if you are growing the plant for the judges’ eye (show judges expect certain “standards of color” for specific plants) or are you growing the plant to your own preference.

## Temperature

Cold exposure of cryptanthus is for me, the worst problem facing my collection. In Southwest Florida in Zone 10, where we will experience one to three cold spells lasting for several hours each winter, I grow my cryptanthus under screen, both on the ground and in “ring trees”. Inevitably, although I will cover with frost cloth if the temperature is predicted to go below 34 F, I end up with significant cold burn of my plants, especially those up off the ground. Watering several hours before a cold spell helps. Placing plants down on the ground and close together helps. Covering outside plants with mulch helps. But, spotting and leaf edge softening and drying seems unavoidable for some softer leaf crypts with temps below 40 and for some even below 45. The one saving grace here is that the cold, if not overly severe has little effect on emerging offsets. Of course if you live in climates other than semi-tropical areas, you are generally prepared to protect your bromeliads at the onset of your late Fall and Winter weather. Cryptanthus can even be squeezed into sheds or garages for seasonal protection and will flourish once returned to their special location in your garden. I was once told that temperatures good for our comfort are the temperatures good for cryptanthus.

**There are many *Cryptanthus* species, which are monotonous looking in appearance; however there are several others, such as this *Cryptanthus ubai-rensensis*, which rank high among the attractive bromeliads.**



### Read the Expanded Newsletter

I have been asking members who have e-mail, if they can start receiving the Meristem exclusively by e-mail and I have gotten a good response from the membership. I want to remind the members that even if they can not receive the e-mail version mainly because they have dial-up internet service, they can still go to [www.fcbs.org](http://www.fcbs.org) and read the expanded Meristem directly online. This issue has the update of the Bromeliad Clone Preservation Program and a few pictures of the Broward County Bromeliad Society's Show and Sale held the weekend of April 3-5, 2009.

**Go to [www.fcbs.org](http://www.fcbs.org)**

*Cryptanthus bivittatus* 'Pink Starlite'  
*Cryptanthus acaulis* 'Le Rey'



In the next issue of the *Cryptanthus Society Journal*, I present the story about the true origins of *Cryptanthus* 'Le Rey', which for most of the 20+ years since its discovery, was felt to be a sport of *Cryptanthus bivittatus*; the same as *Cryptanthus* 'Pink Starlite'.

An albino sport of *Cryptanthus osiris* 'Rainbow Star' can be grown to maturity if left attached to its mother as pictured here. This is true for many albino offsets of bromeliads. If removed it will die due to lack of chlorophyll to utilize sunlight.



*Cryptanthus argyrophyllus*  
 Leme#4872  
 Collected by E. Colnago and described by E. Leme  
 Photos by E. Leme and L. Giroux




This unique *Cryptanthus* species, *Cryptanthus argyrophyllus*, discovered by Elton Leme of Brazil, has an extraordinarily dense covering of hairy trichomes, which gives the surface of the leaves a velvety feeling.

## **CBS March 2009 Meeting Minutes**

There was not much business conducted at the March meeting due to our Auction. Luli Westra will be providing minutes, which will be published in next months Newsletter.

# **The 2009 Caloosahatchee Bromeliad Society's Show and Sale**



**will be held at Terry Park, Fort Myers.**  
**Judged Standard BSI Show on Friday, December 4th 2009**  
**Show and Sale open to the public**  
**Saturday, Dec 5th & Sunday, Dec.6th**

## Clone preservation project update - April 2009

Greetings,

Attached is an update on the BSSF clone preservation project (Clone preservation - Apr 2009). For those of you just added to the mailing list, the previous update (Clone preservation - Feb 2009) is also attached. If you do not wish to receive these updates, please let me know.

We are at the stage in the project where we are trying to find an efficient method of getting lists of plants in members collections. We hope that by concentrating on small groups of plants, we can get a larger and quicker response.

Groups outside of BSSF are welcome to participate. If you want to work off the lists prepared for BSSF, we ask that someone in your society collect information presented by your members and send a summary to us. At this point, an indication of how many growers have each listed plant would be helpful. In fact, Gary Hendrix hybrids may be especially common in the center part of the state since many were commercialized by Pineapple Place Nursery. Alternatively, you could work on groups of plants with more immediate regional significance. For instance, societies in the Tampa Bay area could tackle the Ervin Wurthmann hybrids.

The *Aechmea chantinii* project will probably require the collective effort of all bromeliad societies in the state to reach any kind of satisfactory conclusion. I have only a fraction of the older named clones \_ and at least as many older clones that came to me without names. We need photographs and descriptions of plants that can be reasonably assigned to the clonal names. We need to develop tools for distinguishing these older clones from one another. It may be that some of the named clones will turn out to be single generation freaks that did not pass their peculiar traits on to a new generation. All of these problems will need to be addressed, but a reasonable starting point is gathering a list of the different named clones currently in collections. Again, it would be very helpful if one person in each society could take responsibility for summarizing this information.

Thank you for your continued interest in this project. Please let me know if you have any suggestions on how to proceed.

Alan Herndon

### Next step in the clone preservation project

Our primary goal at this stage of the clone preservation project is to quickly identify the plants that are most in danger of being lost from cultivation. We are asking every collector to help us in that endeavor by examining their own collections. Rather than asking for comprehensive lists of every collection, we are trying to tackle relatively small groups of plants.

Last month, a preliminary list of bromeliad hybrids produced in the Miami region was provided. Keep this list in mind when working on your collections. Let

us know if any of these plants are in your collection. If you suspect you have plants from that list, but are not sure of the identification, the first step is to consult the photo index at the FCBS website. (<http://fcbs.org>) for pictures of many of these plants. If you still have questions after consulting these photos, please bring the plants into the monthly meeting when they bloom. You are also encouraged to bring plants from this list to the meetings to show others what to look for.

In addition to the clones listed last month, we would like members of BSSF to review the *Aechmea chantinii* and *Ae. zebrina* clones in their collections. (Note that this means different clones of the species – the only hybrids of interest are those between two *Aechmea chantinii* clones. We are not ready to deal with the multiplicity of *Aechmea chantinii* hybrids with other species right now.) There have been many clones of *Ae. chantinii* registered over the years and several names used without benefit of registration. Unfortunately, even among the registered names, there were several listings in the Cultivar Registry that have no description or citation. I have no idea how to do anything with these names unless someone can bring in a corresponding plant (or a picture). Two of the clones in this group were actually developed in Miami, so are also included on last month's list.

The cultivar names I have found attached to *Aechmea chantinii* are:

Albomarginata, Albright Red (photo on FCBS), Amazonense (Lee Moore), Amazonia, Ash Blond, aurantiaca, Black (Bullis, photo on FCBS), Black Ebony, Black Goddess (photo of inflorescence on FCBS), Black Ice (photo on FCBS), Black Magic, Checkmate (Tracy Jones, photo on FCBS), Cinnamon Twist, Dark DeLeon (photo on FCBS), Dark Goddess (Moir), DeLeon, Dwarf (Grant Groves), Early Bird (photo on FCBS), Ebony, El Dorado (Tom Davis), Frosty (J. Carrone), Green Ice (photo on FCBS), Grey Ghost (Lee Moore, photo on FCBS), Harlequin (Gary Hendrix), Hazel Quillhot (Herb Hill, Jr.), John Winston (Herb Hill, Jr.), Mako Santan (Cole), Midnight Special (photo of inflorescence on FCBS), Nigre (Herb Hill, Jr.), Noir, Norway, Olive's Delight (photo on FCBS), Perumazon (Holmes), Pink Banners (Fred Fuchs, photo on FCBS), Pink Goddess (Bullis), Pink Goddess (Holmes, ?Lee Moore), Red Goddess (Holmes), Samurai (photo on FCBS), Shogun, Silver Goddess (Grace Goode), Ski Track, Snow Flake (photo on FCBS), Solid Green, Solid Silver, Stripeson- Stripes (Chester Skotak), Sweden, Tarapoto (collected clone from Tropicflora), variegata, Very Black, Vista (Kent)

In addition, there are several taxonomic varieties of *Aechmea chantinii*: *Ae. chantinii* var. *chantinii*, *Ae. chantinii* var. *amazonica*, *Ae. chantinii* var. *fuchsii*. (the clone Pink Banners represents this variety). There are also several wild collected clones in circulation.

The Tropicflora collection from Tarapoto is one example. There are also clone collected by Wally Berg, Jack Holmes, Lee Moore and Ed Prince, to name just a few.

Finally, there is the old European clone that was the only one commercially available before Jack Holmes and Lee Moore began bringing plants back from the jungles of Peru. Does anyone know whether that plant is still in cultivation?

*Aechmea zebrina* seems to present a simpler case because there has not been so much interest in hybridizing with this species. Still, there are several clones to find. The most important clone to find would be the first live introduction, the



plant(s) brought in by Ralph Davis from Colombia. In 1979, Harvey Bullis noted the presence of 3 distinct clones of *Ae. zebrina* in his collection (Journal of the Bromeliad Society 29(5): 225-229), but it is not clear whether he was talking about clones in the strict sense (genetically identical plants) or clones in the more general sense of groups of plants sharing similar leaf banding and leaf forms. I have also seen an unbanded form of *Ae. zebrina* in cultivation.

There is some urgency to the task of sorting out *Aechmea chantinii* clones. Altria Plant Labs in Brazil is marketing seedlings of *Ae. chantinii* to large growers. The range of leaf colors and 'banding' patterns arising from these seedling groups seems to encompass the entire range of reported cultivars. Once these new plants are widespread in collections, it will be much more difficult to recognize the older cultivars. Also, selections from the Altria seedlings will inevitably be separated out as cultivars (many very nice plants arise in these seedling groups). Unless we have a good understanding of the current cultivars, this will be done haphazardly and create even more confusion in the future.

**April 2009 BCBS Show (Plantations, FL)**





**Eleanor Kinzie, John Welsh and Dianne Molnar along with Betty Ann Prevatt, Steve Hoppin, Polly Pascal and Larry Giroux of the CBS, judged the Broward County Bromeliad Society's Show on April 3rd. Below are some of the many beautiful plants entered in the first Standard BSI Show of 2009 in Florida.**

**Artistic Arrangement using *Hohenbergia inermis***



***Aechmea orlandiana* 'White Knight'**



**Decorative Container using**  
*Neoregelia ampullacea*

*Hohenbergia brachycephala*

*Neoregelia punctatissima*

**Inflorescence of**  
*Neoregelia 'Born of Fire'*

*Neoregelia 'Born of Fire'*

**Horticultural Display of**  
*Quesnelia marmorata*

## **Calendar of Bromeliad Events**

### **April 11th - 12th, 2009**

Florida West Coast Bromeliad Society USF Botanical Gardens Spring Plant Festival, Saturday 10:00-4:00; Sunday 11:00-3:00

### **April 18th - 19th, 2009**

Bromeliad Society of South Florida Annual Show and Sale Fairchild Tropical Garden, Plant entries 16 Apr 2009, Judging 17 Apr 2009, Show and sales open to public 18-19 Apr 2009

10901 Old Cutler Road, Coral Gables, FL 33156, For more information, call 305 498-2345.

### **April 18th - 19th, 2009**

Seminole Bromeliad and Tropical Plant Society Sale  
Sanford Garden Club

200 Fairmont Drive, Sanford

### **April 19, 2009**

The 29th CBS Birthday Party

### **April 25 - 26, 2009**

Annual Sarasota Bromeliad Society Show and Sale-

Marie Selby Botanical Gardens, Sarasota, Florida-April 25 (10 AM-5 PM), April 26 (10 AM - 4 PM) Plant sales will also be held April 24 (10 AM - 5 PM).

### **May 2-3, 2009**

Greater New Orleans Show and Sale

### **May 5th, 2009**

Florida West Coast Bromeliad Society Annual Auction (live and silent), Hope Presbyterian Church, 1698 S. Belcher, Clearwater, 7:30PM

### **May 8th - 10th, 2009**

Bromeliad Society of Central Florida Mothers' Day Show and Sale

Orlando Fashion Square Mall, 3201 E. Colonial Drive (S.R. 50), Orlando

### **November 13-15, 2009**

The FCBS Bromeliad Extravaganza, hosted by the Bromeliad Society of Central Florida, will be held at the Renaissance Orlando Hotel Airport in Orlando Florida, Sales, Seminars, Tours, Banquet and Rare Plant Auction. Information to follow.

### **December 4-6, 2009**

The Caloosahatchee Bromeliad Society's Show and Sale, Terry Park, Fort Myers, Florida. Judged Show on Friday with Show and Sale open to the public Saturday Dec 5th- 9AM-5PM and Sunday 10AM-4PM.

### **December 20, 2009**

The CBS Holiday Party

### **July 26-August 1, 2010**

The BSI World Bromeliad Conference - Bromeliads in the Big Easy (Astor Crowne Plaza - New Orleans). "Catch the Fun".



**Caloosahatchee Bromeliad Society**  
**3836 Hidden Acres Circle N**  
**North Fort Myers, FL 33903**  
**E-mail - DrLarry@comcast.net**



Start preparing your Decorative Hat Entry  
for the Annual Birthday Party

***The April Meeting is our Birthday Party at the Burdettes***  
***See inside for information and directions***  
***All members, their friends and relatives are invited.***

**This Issue has**

**Clone Preservation Project Update**  
**Photos from the BCBS Show**