



**CALOOSAHATCHEE  
BROMELIAD  
SOCIETYs  
CALOOSAHATCHEE  
MERISTEM**

3836 Hidden Acres Circle N  
North Fort Myers FL 33903  
(239) 997-2237

DrLarry@COMCAST.NET

*February 2008*



# CALOOSAHATCHEE BROMELIAD SOCIETY OFFICERS

## EXECUTIVE COMMITTEE

|                       |  |
|-----------------------|--|
| <b>PRESIDENT</b>      | Tom Foley (tefoley24@gmail.com)          |
| <b>VICE-PRESIDENT</b> | Donna Schneider (sgarydonna@aol.com)     |
| <b>SECRETARY</b>      | Luli Westra (lulidave@yahoo.com)         |
| <b>TREASURER</b>      | Betty Ann Prevatt (bprevattpc@aol.com)   |
| <b>PAST-PRESIDENT</b> | Steve Hoppin (steveandlarry@comcast.net) |

## STANDING COMMITTEES CHAIRPERSONS

|                                 |   |
|---------------------------------|---|
| <b>NEWSLETTER EDITOR</b>        | Larry Giroux (DrLarry@comcast.net)              |
| <b>FALL SALES CHAIR</b>         | Brian Weber (BrianWeber1b@aol.com)              |
| <b>FALL SALES Co-CHAIR</b>      | Dave & Geri Prall (PalmTreeGardens@hotmail.com) |
| <b>PROGRAM CHAIRPERSONS</b>     | Deb Booker (malibudeb7280@embarqmail.com)       |
| <b>WORKSHOP CHAIRPERSON</b>     | Steve Hoppin (steveandlarry@comcast.net)        |
| <b>SPECIAL PROJECTS</b>         | Deb Booker until replacement found              |
| <b>Senior CBS FCBS Rep.</b>     | Vicky Chirnside 9 (vickychirn@aol.com)          |
| <b>Co-Junior CBS FCBS Reps.</b> | Debbie Booker & Tom Foley                       |

## OTHER COMMITTEES

|                              |   |
|------------------------------|---|
| <b>AUDIO/VISUAL SETUP</b>    | Tom Foley (tefoley24@earthlink.net);<br>BobLura                             |
| <b>DOOR PRIZE</b>            | Barbara Johnson (lion56@aol.com)  |
| <b>HOSPITALITY</b>           | Mary McKenzie (manytoes@aol.com);<br>Martha Wolfe, Sue Gordon               |
| <b>SPECIAL HOSPITALITY</b>   | Betsy Burdette (betsy@burdetteinc.com)                                      |
| <b>RAFFLE TICKETS</b>        | Greeter/Membership table volunteers -<br>Dolly Dalton, Eleanor Kinzie, etc. |
| <b>RAFFLE COMMENTARY</b>     | Larry Giroux  |
| <b>GREETERS/ATTENDENCE</b>   | Betty Ann Prevatt, Dolly Dalton(dollyd@comcast.net), Luli Westra            |
| <b>SHOW &amp; TELL</b>       | Dale Kammerlohr   |
| <b>FM-LEE GARDEN COUNCIL</b> | Mary McKenzie   |
| <b>LIBRARIAN</b>             | Sue Gordon  |
| <b>ASSISTANT LIBRARIAN</b>   | Kay Janssen   |

The opinions expressed in the Meristem are those of the authors. They do not necessarily represent the views of the Editor or the official policy of CBS. Permission to reprint is granted with acknowledgement. Original art work remains the property of the artist and special permission may be needed for reproduction.

This issue of the Meristem will be showcasing the Bromeliad Inflorescence. Our front cover shows the deciduous *Pitcairnia heterophylla*, which flowers from a spiny, leafless bulb. The strap-like green leaves develop shortly after blooming. Photo by Larry Giroux.



# THE CALOOSAHATCHEE BROMELIAD SOCIETY

## MEETING TIME AND PLACE:

*February Meeting:* SUNDAY February 17th, 2008

ST. JOHN the APOSTLE CHURCH 3049 McGREGOR Ave. FT. MYERS.  
DOORS WILL BE OPEN AT 12:30 FOR SETUP.

Ron Cave, our February speaker will not be bringing plants for sale; so MEMBERSHIP SALES WILL BE PERMITTED at the February meeting.

Friendship plants, Raffle items and Door Prizes are always welcome.

(Please contact Barbara Johnson if you have a Door Prize to donate.)

## February Workshop

### “Florida Bromeliads”

By Eleanor Kinzie and Steve Hoppin

(Begins at 1:15 PM)

With Ron Cave as our speaker this month, we will prefix his talk with a review of the native bromeliads of Florida. If anyone has a blooming Florida bromeliad, please feel free to bring it in for the Workshop and the Show and Tell of the February meeting.

## February Program

# “Biological Control of the Mexican Weevil”

By Ron Cave

(Begins following the refreshment break)

In preparation for our Annual “Evil Weevil” fund-raising Auction, we are having Ron Cave update us on the exciting events of the last year since the release of a parasitic fly to help control the Mexican weevils’ destruction of native and cultivated bromeliads here in Florida. Please read Ron’s biography elsewhere in this issue.

The Caloosahatchee Bromeliad Society is an active Affililate of:



FM-LCGC



Cryptanthus  
Society



Bromeliad Society  
International



FCBS

## President's News

By Tom Foley

Fellow members,

First let me say Thank You for your patience and understanding as I learn the ropes of being President. You might have notice at the January meeting that this public speaking is all new to me. Steve may have given me advice and outlines to follow for during the meeting, but time and practice hopefully will get me more comfortable being in front of crowds. Helpful advice will be appreciated. Please e-mail me and I promise to pay attention to any recommendations, which might help me in my early months.

Another thing I can use help with, is filling the several committee positions, which are still open. Please talk to me ASAP. Although a sign-up sheet will be posted at the next meeting as it was at the last meeting, don't wait...call me or e-mail me and let me know what you are interested in doing for your Society. Even if you can't be here for every meeting, volunteering when you are here is all we can expect. Please contact me!

While we are talking about volunteering, I need to thank Larry, Betty Ann, Steve, and Vicky for the slide show presentation and commentary at the January Workshop. For those that were at the Show, those that entered exhibits and those who could not attend, it was a wonderful review and instructional session.

Thank you to Dale and everyone who makes our Show and Tell so interesting and educational. Keep those plants coming in.

Thank you to everyone who brought in goodies and especially Mary McKenzie and Sue Gordon who prepared and served us with a feast at every meeting.

Thank you Larry for sharing your sights and adventures with us. Take heed of his urging us to get out there and visit members' gardens, shows and sales, public gardens and nurseries. We are so fortunate here in Florida that we don't have to travel to distant lands to see bromeliads and other exotic plants.

In February, your Vice President will be entertaining and leading you while Deb and I indulge in my other great passion and cheer on Jeff Gordon and the other drivers at the Daytona 500. Ron Cave will present a weevil update, an appropriate program for February, the month before our Annual Fund Raising Auction for the eradication of the "Evil Weevil".

Happy Valentines Day and see you all at our March meeting.

Tom, CBS President

# SOCIETY NOTES

## Dues are due.

I will be preparing the 2008 Roster following the February meeting. To be included in the Roster and to continue to receive the e-mail edition or mailed version of the Meristem you must register and renew your membership to the Caloosahatchee Bromeliad Society by no later than the February meeting. Don't miss out, please mail or give your renewal form and fee to Betty Ann by February 17th.

## January Workshop

I hope you all had fun seeing all the plants and members at the 2007 CBS Show and Sale. Thanks to Betty Ann, Vicky, Steve and Larry for reviewing some of the plants and giving a "best guess" at the reasons a plant got the ribbon it did. In less than two years from now lets see a lot more of our members participating in our 2009 CBS Show and Sale.

## January Program

It was hard to decide which of the more than 10,000 pictures of my visits to foreign lands, open houses, show & sales, public and private gardens and other miscellaneous events, I showed during the January program. But, from the audience's response, the choice was good.

Many of the events were just a short drive from your own home and will be repeated in some form this year; so I encourage you all to read the Events Page in the back of this Newsletter and travel in 2008. You will treasure the memories and hopefully also share them with others as I had the joy of doing.

## February Speaker

Ronald D. Cave is an Associate Professor of Entomology at the University of Florida's Indian River Research & Education Center in Ft. Pierce. He received his PhD degree from Auburn University. He was a Peace Corps volunteer in El Salvador and Paraguay, and worked for 15 years at the Panamerican School of Agriculture in Honduras. Currently, his research focuses on the biological control of invasive arthropods, specifically the importation of exotic insects as candidate biological control agents. Evaluation of resident natural enemies and assessment of commercial natural enemies are also conducted, along with studies on the biology of parasitoids and predators. Current projects target the cycad aulacaspis scale, the Mexican bromeliad weevil, and the yellow-margined leaf beetle. He also teaches undergraduate entomology and pest management courses.

## Announcements from Members

**Eloise Beach** - Special Discount pricing available on the Chester Skotak book - "Searching For Miss Fortuna". For more info go to [www.ChesterSkotak.com](http://www.ChesterSkotak.com).

**Donna Schnieder** - Garden Gala sponsored by the Pine Island Garden Club. Saturday, February 23th, 2008 9AM-4PM, Pine Island Nature Park, 1 block north of the center. There will be Native and Exotic Plants for sale, garden advice, handicrafts, raffles, gardening books, baked goods, white elephants and gardening demonstrations. Proceeds benefit the Academic Scholarship Fund, Maintenance of Museum of the Islands Gardens and Maintenance of the Pine Island Nature Park.

**Geri Prall**- Tropical Plant Bazaar at Four Mile Cove/ EcoPreserve (directly South of Vetrans Memorial Parkway on the River). March 15th, 2008 9AM-2PM. There will be palms, orchids, fruit trees, heliconias, bamboo, ginger, hibiscus, bromeliads as well as many other exotic plants. Free admission and parking.

## **Annual “Evil Weevil” Fund-raising Auction**

Each year the CBS holds an Auction to raise money to help in the eradication of the Mexican Weevil, which is threatening both the native bromeliads of Florida and bromeliads in cultivation in our own collections. CBS should be very proud for being a major contributor since this FCBS sponsored program was first organized.

At the February meeting, donation cards will be distributed. We ask that you complete them and bring one card for each of your donation items to the March meeting for the Auction. Plants, preferably bromeliads and bromeliad related items such as drawings and other art work, antiques and pineapple items will all be appreciated. If you can't attend the February meeting, donation cards will be available at the Auction in March.

## **Special Birthday Gift and Celebration**

This year we are doing something different for our Birthday Party in April. The Party will be held at our normal meeting place, St. John the Apostle Church. In addition to our normal activities we have hired Guillermo Rivera, owner of South American Cactus Expeditions to give us a program. Guillermo will be on a talking tour from Argentina, in April and will be available on April 20th to speak to our group.

Guillermo has a B.S. degree in Biology, and a Doctorate degree in Botany. His company has organized botanical tours to see cactus and bromeliads in their habitat in Argentina, Chile, Brazil, and Bolivia for the past several years with himself as chief guide. He tailors his presentations to his audiences so they can be either very scientific (taxonomic if you wish), more generalist, with many habitat photos, or a combination of both approaches. The two programs already prepared are -

**“Bromeliads from Argentina: a habitat approach”**

**“Central Brazil: a trip through the states of Minas Gerais and Bahia”**

There will be more information in the March and April Newsletters

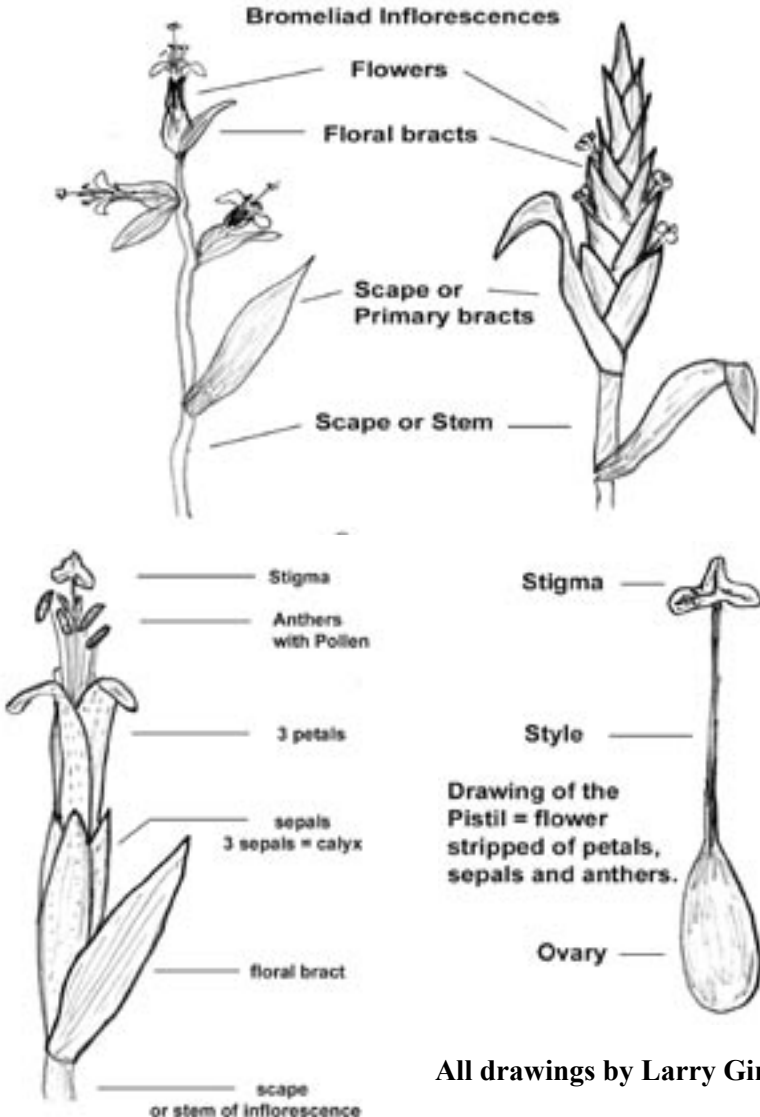
Guillermo's website is - [www.cactusexpeditions.com.ar](http://www.cactusexpeditions.com.ar)

# Bromeliad Expose By Larry Giroux

For the last 16 years, I have been taking photographs of bromeliads. I am still amazed by the beauty to be found in each and every bromeliad bloom. Bromeliad leaves with their colors and patterns can be interesting, but the structure and colors of the various blooms are breathtaking. My Expose' this month will review the blooms of the various Genera of Bromeliads.

## The Anatomy of the Bromeliad Inflorescence

By Larry Giroux



All drawings by Larry Giroux

*Acanthostachys strobilacea* has a 1 1/2 inflorescence with protruding yellow flowers. It is more closely related to the Pineapple than other Bromeliads.

There are many forms of inflorescences within the *Aechmea* genus. *Ae. fasciata* has tubular flowers, which change color from white to blue to red as it develops.



There are many *Aechmeas*, which have individual flowers originating from the stem without surrounding floral bracts as with this hybrid of *Aechmea gamosepala*. Contrast of the petal and sepal colors is striking with some of the *aechmeas*.

Today there are many varieties of *Aechmea recurvata* available. This var. *recurvata* gives a great show at blooming with its red and heart pink bracts, sepals and petals.



*Alcantarea* flowers are some of the largest bromeliad blooms, measuring 4-5" across.





The fruit of the pineapple is actually composed of hundreds of individual ova and the “scales” on the outside are modified floral bracts.



*Androlepsis skinneri* is the only member of this genus. The scape and bracts are heavily covered with white scurf, while the flower petals are a pale yellow.

Interestingly, there are male and female plants having only the male or female flowers. Pictured here is the more common male plant.



The colorful, solid and striped billbergia flower petals have an interesting sequence of progression. The bloom is short lived and quickly goes from tightly enclosing the stamen and style, to peeling downward to expose the sex parts to pollinating creatures, to twisting back around them as if protecting the parts



With over 60 species and 1000 cultivars, there are only a few cryptanthus that have slight coloration to their petals or floral bracts. They make up for the lack of color in their flowers with a vast array of colors and patterns in their foliage as with this *C. beuckeri*.



The tulip shape is characteristic of the inflorescence of the Genus *Canistrum*. I have found them to be the more “dirtier” of the bromeliad flowers. As the blooms cycle through their life they begin to rot in their tulip cup and become unsightly. This mess can be avoided by plucking out spent blooms and keeping less water in the flower.

Nearly all of the *Captopsis* inflorescences are alike, differing only in complexity of branching and size. The scape continues the scurfy covering and lime green color of the leaves into the bracts and sepals with the petals showing different intensities of yellow color.



It is remarkable how the delicate, soft 1/2 inch flowers of *Dyckias* can develop into equally sized prickly, hard seed pods. (Left, lower) Also very interesting is the arrangement like a pile of coins that the flat, nearly round seeds assume within the



There is a stark difference between the spiny leaves of the *Hechtias*' rosettes and the clumps of their delicate white flowers (Above).





*Hohenbergia*, like aechmeas have a variety of way to show off their flowers. On group, which includes *Hohenbergia vestita* (left) has clusters of flowers tightly clumped and covered with thick cottony scurf, while *Hohenbergia stellata* (below) relies on brightly colored floral bracts to attract pollinators.



Grown in the bright sun of Hawaii, this plant of *Navia igneosicola*'s (above, left) leaves have become red. The central yellow color and the red sepals typical of blooming navias remain unchanged.



All the neoregelias have their inflorescences buried within the center of the rosette. The larger forms may have numerous ova with only two or three flowers opening per day as seen with *Neoregelia* 'Emerald Seas' (above, left). The smaller varieties have much fewer flowers to become pollinated as with *Neoregelia* 'Night Spots' (above, right). Many neoregelias will flatten at time of blooming and the newest center leaves will flush bright colors. This is well demonstrated in *Neoregelia* 'Heat Wave'. (left)





Many encholirium are unique as with this *Encholirium spectabile*, in that they only reproduce by seed. To accomodate this reproduction method, *E. spectabile* has an 8 ft tall inflorescence with hundreds of flowers, which develop in a spiral from the base and slowly bloom and develop into seed pods. Thereby, it produces thousands of seeds over several weeks.

The tubular white, pink or blue flowers of nidulariums protrude from the center of the rosette and between the brightly colored floral bracts as with *Nidularium* 'San Paulo' and *libertii*.



*Orthophytum navioides* and *Orthophytum lemei* represent the two types of this genus, where one type flattens and the other has an upright inflorescence. Nearly all the flowers are tubular and white petaled in both types.




These two pitcairnia hybrids demonstrate how dominant are the shape of species inflorescences. The elongated spike of *Pitcairnia imbricata* is seen in this unnamed hybrid (left). *Pitcairnia* 'Hattie' strongly resembles its species parent *Pitcairnia smithiorum*.

The flower of *Pitcairnia amblyosperma* clearly demonstrates the typical parts of a classical bromeliad flower, namely, the sepals, the petals, stamen with pollen coated anthers and the stigma.



It is worth the observers time to watch the development of the inflorescence of *Quesnelia testudo*. Like a turtle's head emerging from its shell, the pink, egg shaped head pokes through an encasement of bracts.



From left to right, top to bottom a collection of tillandsia flowers demonstrating variety of shapes of petals and sepals. *Tillandsia ionantha*, *tenuifolia*, *paucifolia* x *concolor*, *cyanea* and *dyeriana*.

This inflorescence of *Vriesea ospinae* is typical for the patterned leaf vrieseas, while many other vrieseas have simple paddle shaped spikes. In both types tubular flowers emerge from the imbricated floral bracts.



The appearance of the inflorescence of a bigeneric cross is usually intermediate to the two parents. Here we have a *Neomea* (cross of *neoregelia* and *aechmea*) (top, right) has a slightly branched pin cushion like clump inflorescence with *neoregelia*-like flowers. We see the bracts typical of a *billbergia*, but the flowers of *Aechmea recurvata*, one of the parents of this *Billmea*.

*Neoanthus* 'Tom Montgomery' (right, middle) is exactly as expected from a cross of a *cryptanthus* and a *neoregelia*. The *nidularium* parent dominates in the inflorescence of this cross of an *aechmea* and *nidularium* called *Nidumea* 'Que Sera Sera'.

## **Definitions of terms associated with inflorescences.**

**Angiosperm:** A plant with seeds enclosed in an ovary, such as a bromeliad.

**Anther:** The pollen bearing part of a flower; the top of the stamen that sheds pollen.

**Anthesis:** The flowering period; the time when the flower is fully open, usually the time of anther maturity when the pollen is ripe.

**Asexual:** Sexless, without sex, such as in vegetative propagation, as in producing “pups”.

**Berry:** A pulpy or fleshy indehiscent fruit with two or more seeds; a mature ovum.

**Bisexual:** Flowers with both male and female parts.

**Bract:** A modified leaf, often a flower-like structure associated with the true flowers.

**Calyx:** The outermost whorl (sepals) of a flower.

**Capsule:** Mature dry fruit that eventually opens to shed the seeds, the “seed pod”.

**Corolla:** The inner circle of floral parts composed of petals.

**Cultivar:** A plant produced in cultivation as opposed to one growing in habitat.

**Deciduous:** Refers to a plant that loses its leaves at the end of its growth period.

**Dichogamy:** Having pistals and stamens maturing at different times, preventing self-pollination.

**Diclinous:** Imperfect; having either stamens or pistals but not both; unisexual.

**Dioecious:** The male and female flowers on different, individual plants.

**Fertilization:** The effect of pollination resulting in the conversion of the flower into fruit and of the ovules into seed.

**Filament:** In general, a thread-like structure; the thread-like stalk of the stamen.

**Floral bracts:** The structure just below the flowers; may be leaf like or colored.

**Floral envelope:** The perianth or calyx and corolla.

**Flower:** All the plant structures from and including the sepals inward.

**Hybrid:** A cross resulting from the union of a species or hybrid with another species or hybrid.

**Imperfect flower:** A flower with either stamens or pistils, but not both; flowers with only one sex.

**Incomplete flower:** Lacks one or more of the four parts (sepals, petals, stamens, pistals) usually making up a complete flower.

**Inflorescence:** The part of the plant that holds or contains the flower or flower cluster; the mode of flowering.



**Nectar:** The sugary secretions of a plant which attracts the insects or birds that pollinate the flower.

**Ovary:** The part of the pistil that contains the ovules or young seeds.

**Ovule:** The body of the ovary which after fertilization becomes the seed.

**Pedicel:** The support or stem of a single flower; stem of one flower in a cluster.

**Petal:** One of the separate leaves of the corolla or the inner portion of the perianth. In bromeliads there are three petals.

**Pistil:** The ovule-bearing and seed bearing organ, consisting of ovary, style and stigma.

**Pollen:** Spores or grains borne by the anther containing the male element necessary for fertilization.

**Rhachis:** Axis (stem) bearing flowers or leaflets; the central elongated axis of an inflorescence.

**Scape:** The stem of the inflorescence usually extending beyond the leaves. It may bear bracts but no foliage leaves and may be one or many flowered.

**Scape bracts:** The structures borne on the scape; maybe leaf like or colored.

**Seed:** The ripened ovule, consisting of the embryo and its covering with a supply of food.

**Seed pod:** The fruit of the ripened ovary after fertilization.

**Sepal:** One of the separate parts of the calyx; the flower parts that surround or contain the petals. In bromeliads there are three sepals.

**Spike:** A kind of inflorescence with stalkless or short stalked flowers borne on an erect unbranched flower stem.

**Stamen:** The pollen bearing male organ of the flower. In bromeliads there are usually six stamens consisting of the anther at the top supported by a special stalk called a filament.

**Stigma:** The top of the female portion of a flower that receives pollen from the anther.

**Style:** The elongated part of the pistil between the ovary and the stigma.

**Definitions from - A Bromeliad Glossary, BSI, 1998.**

**All photographs by Larry Giroux**

**There are many more additional photos representing the remaining Genera in the e-mail and online versions of the Meristem.**

The following are pictures submitted by Lyle Bowen of his gardens.







## January CBS Meeting Minutes

**DATE:** Sunday, January 20th, 2008. **LOCATION;** St. John the Apostle Metropolitan Community Church, 3049 McGregor Blvd., Fort Myers, Fla. **ATTENDANCE;** 37 members and guests; Dominica Collins, Susan Dow and former member Rob Branch. **WORKSHOP:** "Show and Sale Critique" started at 115 PM. Hosted by Betty Ann Prevatt and Eleanor Kinzie. Included was a slide show by Larry Giroux on the show and sale including all entries. Commentary was given by Larry, Betty Ann, Vicky Chirside and Steve Hoppin. **CALL TO ORDER:** Tom Foley called the meeting to order at 2:10 p.m.. It was brought to the attention of the membership that Dues are due. Also, for a time of fellowships, it is recommended to come early to the meeting starting at 12:30 p.m.. **MINUTES:** Vicky Chirside made a motion to except the minutes as printed in the newsletter. Steve Hoppin second the motion. **OLD BUSINESS:** Brian Weber discussed the sale. He said the total sales were higher than any previous year. Also, the expenses were higher than ever before. Brian announced that the 2008 sale will be December 6th and 7th. Vicky joined by the membership, thanked Brian for doing such a great job as Chairman of the sale. Brian said it was due to all the help he received from members, that the event was so successful. Steve Hoppin discussed the Show and thanked all the members who assisted. The membership also thanked him for being Chairman. Larry thanked Bill and Betsy Burdette for donating their beautiful home and yard for our annual holiday party. The membership concurred. **NEW BUSINESS:** Tom announced that each year our Society donates \$500 to BSI, \$500 to the BIC, and \$500 to the Cryptanthus Society. Kay Janssen made a motion to do the same in 2008. It was seconded by Dianne Molnar and passed. Chuck Ray inquired about our Society's finances. Betty Ann answered with how our moneys are spent and the various contributions to the community and other organizations our Society makes each year. She also explained how Expenses have increased substantially over the last several years as a result of our rent, our improved newsletter, and the cost of having a Sale and Show. Tom announced that there are openings for various committee chairman and co-chairs, which need filling. Larry announced he would like information from other areas to publish in the newsletter. Steve Hoppin, the workshop Chairperson for 2008, announced that the WORKSHOP needs an assistant. Tom brought up the need for open house donors. Jason Mellica would like to have an open house. Steve talked about the Weevil Auction in March. Next month Larry will be handing out forms that can be filled out prior to bringing plants. **COMMITTEE REPORTS:** Vicki explained her job as senior Florida Council Bromeliad Societies Representative and what goes on to meetings. She encourage you to go to your computer and to the FCBS.org Website. She announced that the Extravaganza will be held on August 29<sup>th</sup>, 30<sup>th</sup> and 31<sup>st</sup> at the Sheraton Suites in Tampa on Route 275. Vicky announced that the rules to nominate individuals for the Wally Berg AWARD of Excellence are on the BSI Website. The Australian Bromeliad book is still for sale at \$18.

The novel, Searching for Miss Fortuna, by Chester Skotak is in our library.

Information for purchase of the book is available at this meeting. Now that the parasitic fly has been released, Dr. Frank's work is very important. However, he is losing funding, and a great deal of help the still needed. Special projects: Deb Booker will be stepping down. A new Chairperson is needed. Program Chair, Deb Booker announced that next month, Ron Cave will be here. **ANNOUNCEMENTS:** Donna Schneider announced there will be the Pine Island Garden Club the Gala on Saturday, February 23rd from 9:00 a.m. to 4:00 p.m. at Phillips Park on Pine Island. **DOOR PRIZE:** Neoregelia 'Victoria Pink'. Donor- Buddy Singleton; won by Betsy Burdette. **SHOW and TELL:** conducted by Dale Kammerlohr, there were lots of beautiful bromeliads and helpful comments by the plants' owners. **REFRESHMENT BREAK:** set up by Mary McKenzie and assisted by Sue Gordon. Is another reason to come to these meetings! **PROGRAM:** "Bromeliads in Every Direction", a wonderful slide show by Larry Giroux on his visits and travels to Brazil, Guatemala, shows, nurseries and various members' Gardens in 2007. **RAFFLE:** Commentator was Larry Giroux and assisted by Ross Griffith, Vicky Chirside and Eleanor Kinzie. **ADJOURNMENT:** Meeting was adjourned at 4:55 p.m.

Respectfully submitted by Luli Westra, CBS Secretary.

## **It not too early to plan for the 2008 FCBS EXTRAVAGANZA August 29th, 30th & 31st 2008**



### **SHERATON SUITES TAMPA AIRPORT**

4400 W. Cypress Street Tampa, FL 33607

[www.sheraton.com/tampairport](http://www.sheraton.com/tampairport)

(813) 873-8675 Toll Free: 1-800-325-3535 Fax (813) 879-7196

All accommodations are room suites. Room Rate \$99.00 Double or single.

Airport shuttle complimentary 24/7 on the hour

**Sponsored by the Florida Council of Bromeliad Societies  
Hosted by Bromeliad Guild of Tampa Bay**

**For info on Hotel, Sales and Schedule contact Tom Wolfe**

**(813) 961-1475 / Fax (813) 962-5743**

**Email: [Bromeliadsociety@juno.com](mailto:Bromeliadsociety@juno.com)**

# EVENTS CALENDER

## February 23th, 2008

Garden Gala sponsored by the Pine Island Garden Club. Saturday, 9AM-4PM, Pine Island Nature Park. For more info contact Donna Schnieder

## March 15th, 2008

Tropical Plant Bazaar at Four Mile Cove/ EcoPreserve (directly South of Vetrans Memorial Parkway on the River). 9AM-2PM. For details contact Geri Prall.

## April 19th and 20th, 2008

Annual Bromeliad Society of South Florida Show and Sale at Fairchild Tropical Gardens. Miami, Florida. Judging on Friday April, 18th.

## April 19th and 20th, 2008


Annual Sarasota Bromeliad Society Show and Sale at Selby Botanical Gardens, Sarasota, Florida. Judging on Friday April, 18th.

## May 3rd and May 4th, 2008

Greater New Orleans Bromeliad Society Show and Sale. Lakeside Mall, Metairie, LA. Contact Tim Calamari at 504-362-6809 or [lara57@cox.net](mailto:lara57@cox.net).

## June 7th and 8th, 2008

River Ridge Bromeliad Society Show and Sale, New Orleans, LA, For additional information contact Bryan Windham at [brykool69@yahoo.com](mailto:brykool69@yahoo.com).



## **Bromeliads Down Under 18th World Bromeliad Conference 24-30 June 2008**

The Plant Show will be judged on Thursday, Sales will open on Thursday night, the Rare Plant Auction on Friday night and Banquet on Sunday night. There will be local garden tours and optional discounted Reef and Rainforest tours. Both International and Australian Speakers will present the Seminars on Friday, Saturday & Sunday. Each Delegate is invited to enter plants and artistic entries in both the competitive Show Categories.

**For additional info link to <http://www.bromeliadsdownunder.com/> Inquiries can also be sent to Lynne Hudson, WBC Chair 47 Boden Street, Edge Hill QLD 4870 or [LynnHudson@BromeliadsDownUnder.com](mailto:LynnHudson@BromeliadsDownUnder.com)**

**To All Our Members: Enjoy your hobby more**

**Join the Bromeliad Society International**

***for less than \$0.60 per week***

**Join the Cryptanthus Society**

***for less than \$0.40 per week***

**and as a first time subscriber the CBS will pay for**

**1/2 of the first year. So for \$0.50 per week you can get 2 great colorful Journals and be part of the bigger picture.**

**See Betty Ann Prevatt for more information.**



CALDOSAHATCHEE BROMELIAD SOCIETY  
3836 HIDDEN ACRES CIRCLE N  
NORTH FORT MYERS, FL 33903  
E-MAIL - DRLARRY@COMCAST.NET



Although many guzmanias have relatively simple inflorescences like the *Guzmania musaica* (top, left), hybridizers and commercial nurseries have created plants with colorful, larger and longer lasting floral bracts preferred by the flower market as with these *G. lingulata* and *wittmackii* hybrids.

**DUES ARE DUE. PLEASE SUBMIT PAYMENT TO  
BETTY ANN PREVATT by February 17th, 2008**